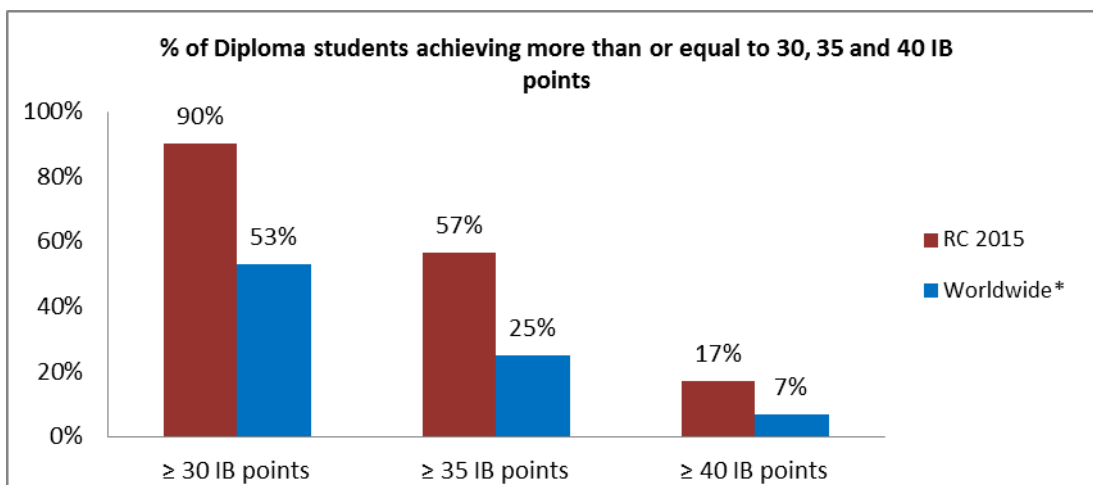
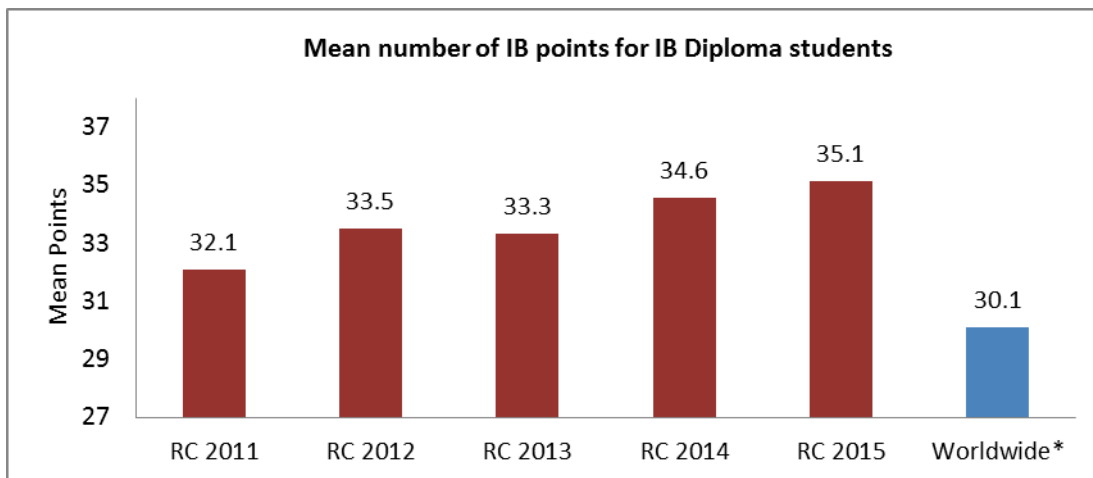
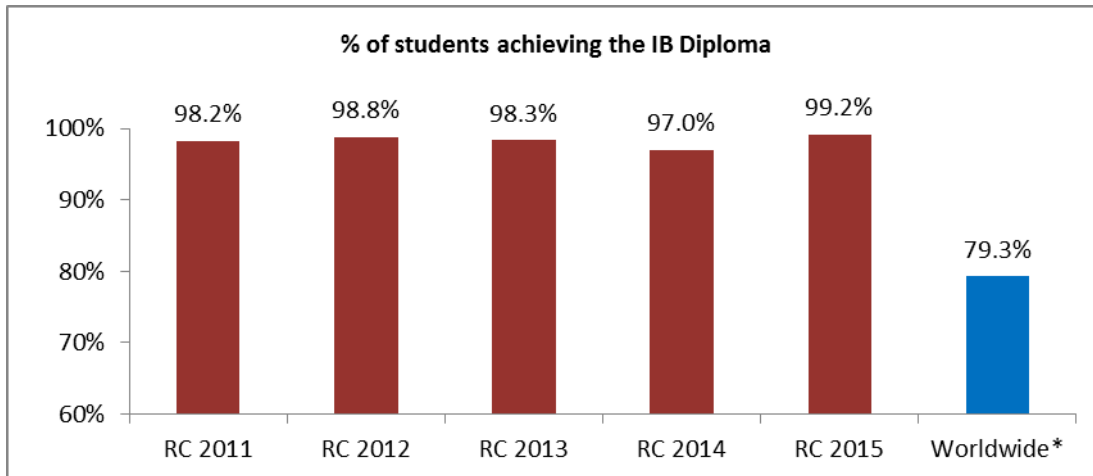
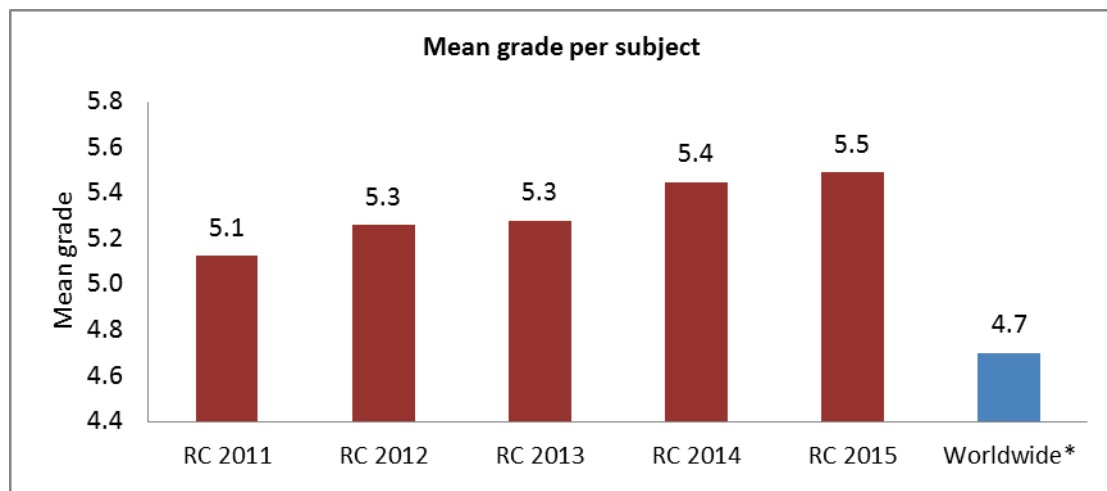


IB Diploma Provisional Results: May 2015 - Renaissance College

Comment





* IBO Worldwide data for May 2015 is not yet available so May 2014 data has been provided. The worldwide data has stayed fairly consistent over the last few years.

Table 1: Overview of IB Diploma Results (2011-2015)

	May 2015	May 2014	(May 2013)	May 2012	May 2011	Worldwide (May 2014)
Number of students entered for the full IB Diploma	122	134	119	84	56	67,492
Number of students achieving the IB Diploma	121	130	117	83	55	53,552
Number of students achieving a Bilingual Diploma	53	57	50	51	33	15,321
% of students achieving the IB Diploma	99.2%	97.0%	98.3%	98.8%	98.2%	79.3%
Mean points score for all full IB Diploma students	35.1	34.6	33.3	33.5	32.1	30.1
% of students achieving 30+ IB Diploma points	90%	82%	76%	76%	68%	53%
% of students achieving 35+ IB Diploma points	57%	52%	39%	39%	30%	25%
% of students achieving 40+ IB Diploma points	17%	20%	11%	10%	5%	7%
Mean grade for all subjects	5.5	5.4	5.3	5.3	5.1	4.7

Note: These are preliminary data and do not yet reflect the outcomes of any appeals that may be made regarding individual students and subjects.